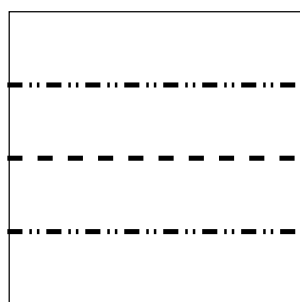



Jumping rabbit

Cristina Beber and Roberto Gretter, february 2002

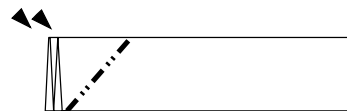
Best results (jumps till 2 meters!) can be obtained by using cardboard, size 6x6 cm; otherwise use normal paper, size 10x10 cm



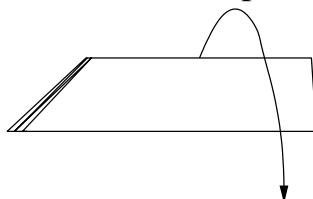
1. divide in forth



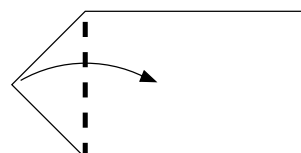
2. fold and reopen



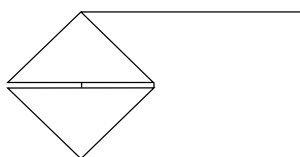
3. 2 inside reverse folds



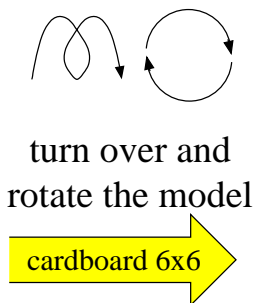
4. open



5. fold the upper flag only

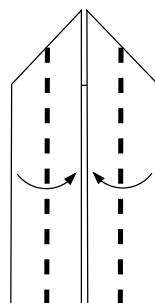


6. ... this way

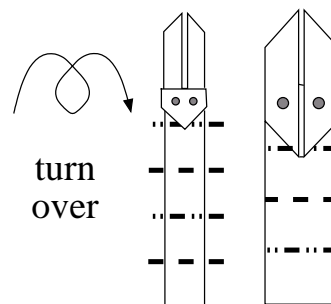


turn over and rotate the model

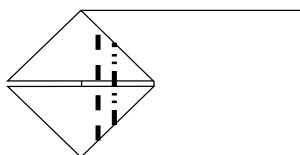
cardboard 6x6



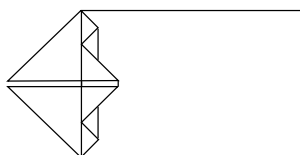
7a. valley fold



turn over



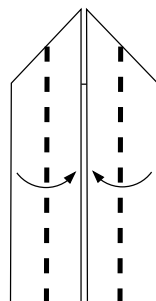
7b. shorten the head



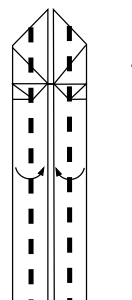
8b. ... so



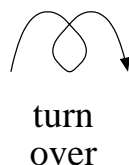
turn over and rotate



9b. valley fold

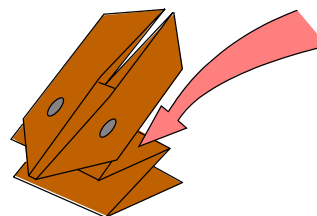


10b. valley fold once again



turn over

8a/11b. fold in accordion ... and draw the eyes



10. ready!
press ... and goo!!